

# Philatelic Society of Trinidad & Tobago

(Founded May 1942)

P.O. BOX 596, PORT OF SPAIN, TRINIDAD, W.I.

PRESIDENT & BULLETIN EDITOR: MR. JOHN CHAY, 42 ELIZABETH ST., ST. CLAIR, PORT OF SPAIN  
TEL: 622-1673

HON. SECRETARY: MR. ROBERT FRANCO, 33 VERBENA RD., VICTORIA GARDENS, DIEGO MARTIN  
TEL: 637-3603

PORT OF SPAIN MEETINGS: 6pm second Wednesday every month, St. Mary's College, Frederick St.

PUBLISHED QUARTERLY

APRIL - JUNE 2015


VOL.5 BULLETIN NO.269

## NEW ISSUE NEWS



**40th Anniversary**

***of the Diplomatic Relations between  
the People's Republic of China and  
the Republic of Trinidad and Tobago***



OFFICIAL COMMEMORATIVE COVER

### 40th ANNIVERSARY OF DIPLOMATIC RELATIONS BETWEEN CHINA & T&T FDC

The third issue of 2014 commemorated the 40th Anniversary of Diplomatic Relations between the People's Republic of China and T&T. The FDC cancellation was dated 20th June 2014. The issue was launched in a ceremony on the 19th September 2014. The earliest known date (EKD) of the issue on sale was 15th May 2015.

The issue consisted of four stamps and two Souvenir Sheets. Two of the stamps featured the national flowers of both countries - the Chaconia (\$1.00) and the Peony (\$3.00) and the other two featured the national birds of both countries - the Red-crowned Crane (\$3.25) and the Scarlet Ibis (\$4.00). One S/S contained the two stamps with the flowers and the other S/S contained the two stamps with the birds. The two souvenir sheets were sold together in a presentation folder at



\$15.00 / pair. The FDC was sold at \$40.00 each. The stamps and S/S's were printed in China and were supplied at no charge to TTPost.

In the third quarter of 2015, we may have a commemorative cover to mark the 10th Anniversary of the Shanghai Construction Company in T&T, an issue to commemorate the Centenary of Indigenous Banking in T&T and a \$3.25 overprint on the 95 cent stamp of the 1983 Flower definitive. Also possible, might be that issue to commemorate the First Female Prime Minister of T&T which was mentioned in past bulletins.

\$1.00 OVERPRINT ON THE \$2.25 BIRD DEFINITIVE STAMP



FIG.1: TYPE I OVERPRINT



FIG.2: TYPE II OVERPRINT



FIG.3: TYPE III OVERPRINT



FIG.4: TYPE IV OVERPRINT



FIG.5: TYPE IV OVPT. INVERTED

The \$1.00 overprints on the \$2.25 1990 Bird definitive stamp (SG #793/Sc #515) were reported previously in Bulletins # 257, 258, 260 and 261. All the overprints were printed in black ink. To recap, the TYPE I overprint was done by D.S. Printers of Cunupia - approximately 10,000 stamps were overprinted. The TYPE IV overprint (formerly described as TYPE II in Bulletin #257) was done by Benji's Quick Quality Printing Service and Stationers (BQQPSS) - the quantity overprinted over several print-runs was estimated at over a million stamps. The TYPE IV overprint EKD was 13th June 2012. The TYPE IV overprint inverted (Fig.5) was reported by three sources - Joel McFarlane, Joe Chin Aleong and the Editor.

TTPost advised us that prior to the TYPE IV overprint, a trial print-run of a small quantity of stamps was done by BQQPSS which produced the TYPE II (Fig.2) above. The TYPE II design was rejected as the decimal point in the '\$1.00' was omitted and this made the stamp appear to have a denomination of one hundred dollars ('\$100').

Only a very small quantity of the stamps with the TYPE II overprint was printed. However, the problem was what to do with these stamps? We have been unable to determine which party did it, it was most likely done either at the printers or TTPost storeroom - a decimal point was added manually! With the overprint (Fig.3) now corrected to read '\$1.00', the stamps were placed on sale. Both Jazad Ali and Joe Chin Aleong reported finding some of the TYPE III overprints on mail. Jazad Ali provided the illustration used in Fig.3, the right stamp has a neat decimal point while the left stamp has a decimal point that has an irregular shape ('smudged'). The decimal points of most TYPE III overprints examined appeared 'smudged'.

The TYPE II overprint can be recognized easily and not mistaken for the TYPE IV overprint as a new printing plate had to be made. The artwork had to be changed to increase the spacing between the '1' and the first '0' to accommodate the decimal point.

#### TTPOST PRESENTATION AND EXHIBITION


The TTPost's educational project entitled Stamps, Philatelic, Postal History Presentation and Exhibition took place last May and June. In the last week of May some three hundred students from eight schools came to the National Mail Centre at Piarco to participate. In the month of June the exhibition travelled to six schools where over five hundred students participated. The exhibition consisted mainly of T&T stamp material including some framed stamp artwork from TTPost's archives. The lectures were lively and interactive. We hope TTPost continues this educational project in the future. Keep up the good work TTPost philatelic staff!





THE TEAM BEHIND THE PRESENTATION AND EXHIBITION

From Left to Right: Ms. Sonia Awai, Administration Assistant Operations, Ms. Tricia Scipio - TTPost Philatelic Officer and Mr. Arnold Lakan from Human Resources. Not in the photograph is Ms. Kari Elliot-Padmores - TTPost Marketing Officer Stamps and Philatelic.



One group of students await the start of the Presentation. There were a few groups at each session.

\$1.00 OVERPRINT ON THE \$2.50 BIRD DEFINITIVE



Fig.1: TYPE I OVERPRINT



FIG.2: THE TYPE II \$1.00 WITH RECTANGLE AND WITHOUT SECOND RECTANGLE  
 Left: Bottom margin irregular      Right: Ring Flaw R4/6




Fig.3: TYPE III OVERPRINT \$1.00 with rectangle and second rectangle  
 Left: Good alignment of rectangles    Right: Second rectangle shifted upwards



FIG.4: TYPE IV \$1.00 WITH BROAD RECTANGLE (left) & OVERPRINT SHIFTED (right)



The \$1.00 overprints on the \$2.50 1990 Bird Definitive stamp (SG #794 & 843 / Sc #516 & 516A) were reported previously in Bulletin # 264, 265 and 267. All the overprints were printed in black ink. To recap, the TYPE I overprint was done by Benji's Quick Quality Printing Service and Stationers (BQQPSS). The TYPE I overprint (Fig.1) has been found with the Multiple Crown Script CA Diagonal watermark and the Multiple Crown Block CA Diagonal watermark. TYPE I was placed on sale approximately 3rd December 2013.

The TYPE III overprint (Fig.3) was printed by BQQPSS. The overprint consisted of two passes through the printing press. The first pass printed the \$1.00 with a 'black' rectangle covering the '\$2.50'. However, the black ink was not dense enough, the rectangle appeared closer to 'gray' on the '\$2.50' and the '\$2.50' was still visible. TTPost rejected the work. We were informed that the printer took back the entire job. The printer printed another black rectangle on top of the previous 'gray' rectangle. The first 'gray' rectangle measured 16mm x 9mm and also the bottom margin was irregular. The second black rectangle measured approximately 17mm x 10mm. These updated measurements are to replace those stated in Bulletin #265. The Type III overprint was placed on sale approximately 7th July 2014 and has been found with both the Script and Block CA watermarks.

The TYPE II overprint (Fig.2) was the \$1.00 with 'gray' rectangle and without the second rectangle. It appears that somehow some stamps were not overprinted with the second rectangle. As we were informed that the printer took back the entire job to overprint with the second rectangle - we can only guess that some were not overprinted in error. As the stamps already had an overprint, it was not that difficult for a mistake to be made and the second overprint to be omitted on some stamps.

To confirm the TYPE II overprint, the stamp on Row 3/Column 6 has a 'ring flaw' on the lower right corner of the rectangle and the stamp on Row 4/Column 6 also has a 'ring flaw' on the upper left of the rectangle. A 'ring flaw' is produced when a small piece of foreign matter finds itself on the printing plate resulting in a black centre spot surrounded by an area without any ink, therefore a 'donut' shaped flaw. If the second rectangle was overprinted, the ring flaws would have been covered in ink.

The TYPE IV overprint (Fig.4) consisted of a \$1.00 with a broad rectangle across the width of the stamp. The printing was done by Trinidad and Tobago Printing Works Ltd. This overprint has been found with both the Script and Block CA watermarks. The EKD in use was the 7th December 2014. The quality of the printing job was better than BQQPSS.